


# MONARCH 6337C

63" x 37" x 20"

Monarch is a refined collection of therapeutic baths with distinctive Quartz deck surfaces, for a look that's noble and pure.



## PRODUCT NO.

DESCRIPTION	TMU	TUB
Standard (S)*	BMO8FD00T-XX	BMO8FD00N-XX
Grand Luxury (GL)*	BML8FD00T-XX	BML8FD00N-XX

THERMOMASSEUR (TMU) Hydro-thermo massage + Air jet system	S \$	GL \$
Jets		40
1 heated backrest		Included
MiaPlus® Control (not installed)		Included
BU-Touch Control Application <b>BUTOUCH NEW</b>	\$	
Geysair®		Included
AromaCloud®		N/A
Illuzio Chromatherapy <b>BCHRO6</b>	\$	

TUB Soaker	S \$	GL \$
AromaCloud®		N/A
Illuzio Chromatherapy <b>BCHRO6</b>	\$	
WarmTouchShell® <b>BWTS</b>	\$	
DOT control		Included with therapy

## FEATURES

Installation type	Drop-in		
No. of bathers	↓	Imp. gallons	40
US gallons	48		

## INTEGRATED WASTE & OVERFLOW **BOVERINI-XX**

White 01, Chrome 07, Brushed Nickel 09, Polished Nickel 10 Inst. & Incl.

## STANDARD COLOR (inner shell)

	White 01	Included
---	----------	----------






## QUARTZ DECK COLOR

		S*	GL*
		BDMO6337C-XX	BDML6337C-XX
	Grey Expo 21	Included	Included
	Noka 22		
	Jet Black 23		
	Lagos Blue 24		

## OPTIONS (UPCHARGE APPLICABLE)

### QUARTZ DECK COLOR

S\* GL\*  
BDMO6337C-XX BDML6337C-XX

	Quasar Light 25	\$	\$
	Piatra Grey 26	\$	\$
	Bianco Drift 31		
	Woodlands 30		
	Statuario Maximus 29	\$	\$

### FINISH (inner shell)

UltraVelour Matte Finish (White only) **BVEL** \$

### INTEGRATED WASTE & OVERFLOW **BOVERINI-XX**

Matte Black 19, Black Chrome 12, Satin Brass 18 \$

### WASTE & OVERFLOW 16" x 35" **BOVER16-XX**

Chrome 07	\$
White 01	\$
Brushed Nickel 09, Polished Nickel 10, Oil-rubbed Bronze 11	\$

### IF REQUIRED BY CONSTRUCTION CODE

Brass waste & overflow kit** <b>BDRCOB</b>	\$
Brass waste kit** <b>BDRCB</b>	\$
16" x 35" Cable driven brass waste & overflow kit <b>BOVERBR-XX</b>	\$



Don't forget that this model is available in **White only with choice of quartz deck color**. Don't forget to specify the **finish of the integrated waste & overflow**.

\* Standard: Quartz deck with seam. Grand Luxury: one piece Quartz deck.

\*\* When ordered with integrated waste & overflow.

**TOTAL PRICE** \$

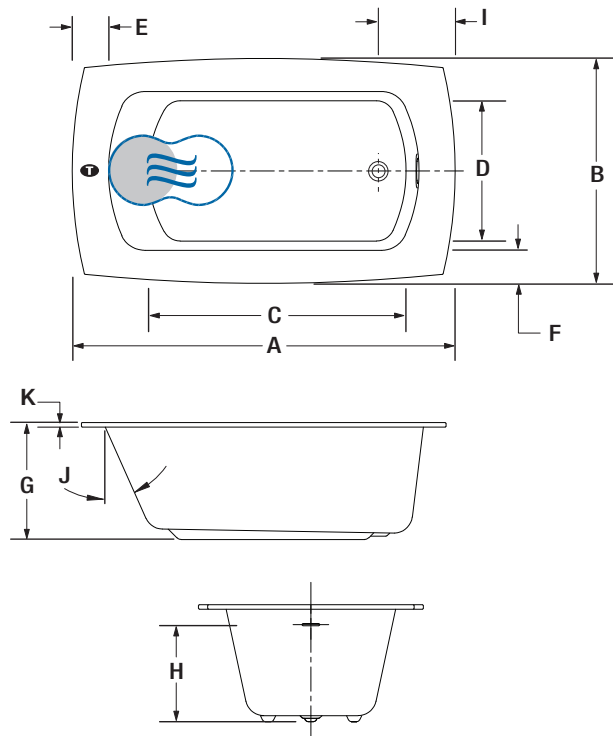


**MONARCH 6337C** CURVED DECK – ALL SIDES



Woodlands quartz deck

**INSTALLATION**



LETTER	DESCRIPTION	MEASURE
A	Total length	63"
B	Total width	37"
C	Bathing well length (at height of jets)	42 3/8"
D	Bathing well width (at height of jets)	22 3/4"
E	Deck width (edges)	6 1/8"
F	Deck width (sides)	5 5/8"
G	Bath height	19 7/8"
H	Height from drain to center of overflow	15 3/8"
I	Outside edge to center drain	11 1/8"
J	Slope of backrest	24°
K	Quartz deck height	3/4"

- T** Turbine position (TMU)
- Indicates heated backrest (TMU)
- ☞ Indicates WarmTouchShell® position (TUB)

**TECHNICAL SPECIFICATIONS**

<b>Hot water supply required</b>	Should be 70% of water capacity of TUB or greater.
<b>Turbine</b>	Access to the pump must be at least 18" x 22". <b>Standard connection is 20 A, 120 V, 60 hz</b> , dedicated line with a Ground-Fault Circuit Interrupter (GFCI). <b>For any additional option, a second line is needed 15 A, 120 V, 60 hz</b> , dedicated line with a GFCI.
<b>Others</b>	- <b>The GEYSAIR must always be accessible and connected to the hot water supply (provide access).</b> - Control cannot be installed on the Quartz deck.

Our products must be installed by certified professionals only and according to our Monarch Installation Manual as well as federal, provincial/state and local building codes and regulations ([www.bainultra.com/documentation/documentation](http://www.bainultra.com/documentation/documentation)).

<b>Approx. shipping weight</b>	248 lbs
<b>Turbine power</b>	550 W
<b>Air heater</b>	600 W

WARRANTY	
Controls-LED-Geysair*	5 years
Quartz deck*	15 years
Bath & turbine*	20 years

\* Some restrictions apply | [www.bainultra.com/warranty](http://www.bainultra.com/warranty)



The specifications shown indicate the outer edge dimension and the inside bathing capacity dimension measured at air jets' height. The manufacturer accepts a 1/4" [0.64 cm] variance. There are variations on each product and specifications are subject to change as we improve upon our product as required. The dimensions needed for site preparation and structure building will differ. BainUltra® assumes no responsibility for preparatory work done prior to the product being on site.